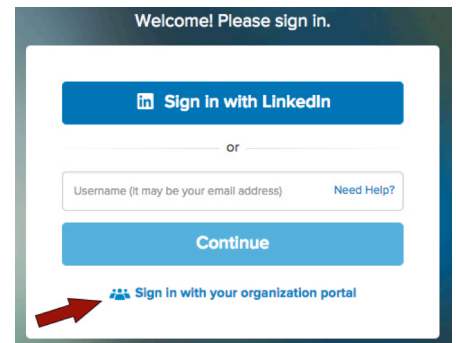


LYNDA.COM NEW LOG IN INFORMATION

You can now sign into lynda.com using your college email address and password to access all of the training videos on lynda.com. When you register with your college credentials, all of your bookmarks, preferences, playlists, etc., will be migrated to your new account.

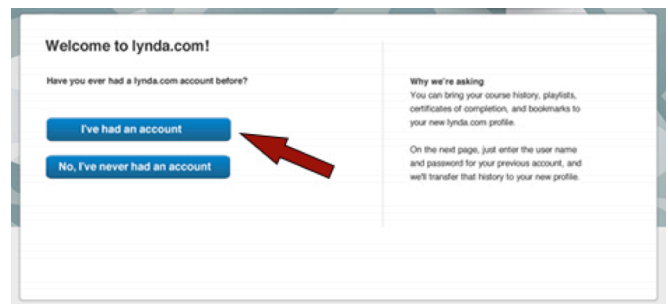
Navigate to Lynda.com and click on the **<Sign In>** link in the upper right corner of the home page.

In the Welcome box, click the **<Log in through your organization portal>** button. When prompted, type in **union.edu** and then click **<Continue>** to be directed to the login page.

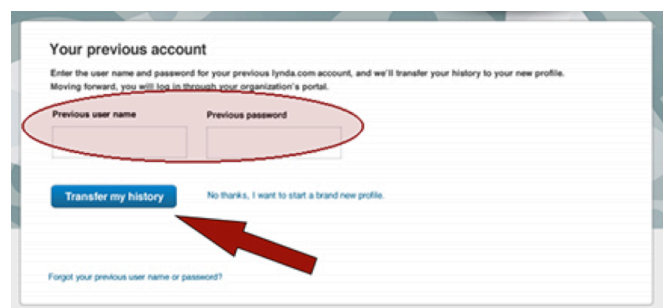


IF YOU ALREADY HAVE AN ACCOUNT

In the Log In box, click on the button that says **<I've had an account>**.



In the next window enter your college email address and your previous password, and then click on the **“Transfer my history”** button and all of your information will be transferred to your new profile.



If you are new to **lynda.com**, just click on the **<No, I've never had an account>** button to be guided through the registration process.